






SCHEMATIC NOTES:

1. LAYOUT SHOWN FOR PLANNING PURPOSES ONLY, NOT FOR CONSTRUCTION.
2. ALL FURNITURE, EQUIPMENT AND APPLIANCES (REFRIGERATORS, COPIERS, FILE CABINETS, ETC.) SHOWN ARE FOR PLANNING PURPOSES ONLY AND ARE PROVIDED AND INSTALLED BY TENANT.
3. ALL MILLWORK SHOWN MAY BE ABOVE BUILDING STANDARD AND IS TO BE DETERMINED BY BUILDING OWNER.
4. ALL FURNITURE SHOWN IS FOR PLANNING PURPOSES ONLY AND DOES NOT REFLECT ACTUAL SIZES OF TENANT'S FURNITURE.
5. ALL GLASS SHOWN MAY BE ABOVE BUILDING STANDARD AND IS TO BE DETERMINED BY BUILDING OWNER.
6. ALL WALLS WITH GLASS TO BE FRAMED TO DECK ABOVE.
7. ALL EXISTING DOORS AND HARDWARE TO BE FIELD VERIFIED TO DETERMINE IF THEY CAN REMAIN AND/OR BE RELOCATED.

LEGEND:

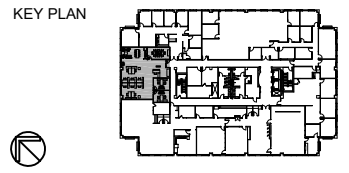
-  EXISTING PARTITION TO REMAIN
-  EXISTING TENANT SEPARATION PARTITION
-  EXISTING DOOR TO REMAIN

SPEC SUITE 225

CASTILLE AT CARILLON 400
400 CARILLOON PARKWAY
SUITE 225
ST. PETERSBURG, FL 33716



KEY PLAN



SPACE PLAN - REVISION 1

RENTABLE AREA: 2,154 SF

REV. 1 DATE: 11/26/19
DATE: 10/22/19
SCALE: N.T.S.
PROJECT #: 1962
DRAWN BY: CC

CMK Design Studio, Inc.
Planning & Design of the Built Environment

6822 22nd Ave. N. #148
St. Petersburg, Florida 33710
Ph: 727.515.8461

LIC NO: AA26002603